


Produced and published by  
ClearVision  
and  
Linden Lodge School  
61 Princes Way  
London  
SW19 6JB

# Teach yourself to sight read basic braille



## Crack the Code



Linden Lodge: 020 8788 0107  
helen@lindenlodge.wandsworth.sch.uk

ClearVision: 020 8789 9575  
info@clearvisionproject.org

Copyright © Marion Ripley and Helen Wythers 2009

Designed by Small World Design [www.smallworlddesign.co.uk](http://www.smallworlddesign.co.uk)

This booklet can be photocopied provided no  
changes are made and no pages omitted.  
Copies can be distributed on a not for sale basis only.



## Puzzles with a purpose



All you  
need is  
a pencil

# Learning braille

Braille is a system of raised symbols, which some people who are blind or partially-sighted learn to read with their fingertips. The words in braille go from left to right across the page, just like printed words.

Some people become very fast at reading braille and are able to read long books, such as Harry Potter. Other people just use braille for labelling, or for writing notes. For some children who are blind or partially-sighted, braille is the very best way to learn to read.

When sighted people look at a page of braille they see a mass of dots and it is hard to imagine ever reading it - by sight or by touch. But once you know what you are looking for it becomes much easier.

## What is grade 1 braille?

There are two grades of braille. Grade 1 (also called 'uncontracted braille') is a straightforward code with one symbol for each letter of the alphabet, plus a few extra symbols for punctuation and numbers.


Grade 2 ('contracted braille') uses the same symbols for the letters of the alphabet but it has lots of extra signs for common words and combinations of letters. Grade 2 braille is quicker to read but takes longer to learn.

For more information about braille and a range of braille courses for visually-impaired and sighted adults and children, please contact the  
RNIB: 0845 766 9999  
[www.rnib.org.uk](http://www.rnib.org.uk)



# The Alphabet

A B C D E F G




- 1 Use a pencil or pen to copy the dots which make up the letters:

A B C D E F G




- 2 Here are the letters A-G again - but one letter is repeated. Which one?



- 3 Can you match the following words in print and braille?

cage bead face age



Here's a bit more reading practice. The second part of the story looks more like embossed braille - the kind you will find in real braille books.

This is the true story of a man who woke at 2 in the morning and realised that thieves were breaking into his garage.

It was a dark night and the moon was shining brightly through the trees.

The man was sitting up in bed, looking out of the window.

He saw a shadow on the wall and he was very frightened.

He called out for help and the police came.

The thieves were caught and the man was safe.

He was very happy and he went to bed.

The next day he was still very nervous.

He was very lucky and he was not hurt.

He was very brave and he was a hero.

He was very kind and he was a friend.

He was very smart and he was a genius.

4 Can you read these sentences?

• bought him an Arsenal .

• He her to get into the .

• She met him at an Internet .



5 Fill in the missing word - in braille!

• Delia Smith will teach you how to boil an


• Burgers are usually made from minced

• In card games, the highest (and lowest)


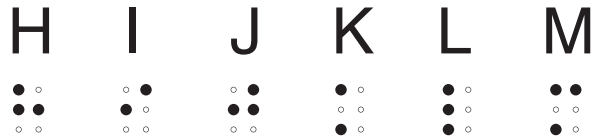
scoring card is an

• David Beckham is Brooklyn Beckham's

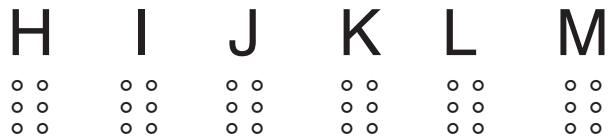
You have learned these letters:



Now here are six more:




6 Copy the dots which make up the letters:



7 Find the opposites of these print words:


white low alive  
her valley toe healthy



25 The winning lottery numbers are 5 17 26 38 49.



Which of these numbers wasn't a winning number?



You have cracked the code!



⠠⠠⠠ ⠠⠠⠠⠠⠠ to his old dad, his  
 marriage to ⠠⠠⠠⠠ ⠠⠠⠠⠠⠠⠠⠠⠠, and  
 on one ⠠⠠⠠ occasion ⠠⠠⠠ even  
 ⠠⠠⠠⠠⠠⠠⠠⠠⠠⠠ ⠠ plane from  
 ⠠⠠⠠⠠⠠⠠⠠⠠⠠⠠ to ⠠⠠⠠⠠⠠. Many  
 people wanted to ⠠⠠⠠⠠⠠ ⠠⠠⠠⠠. But  
 who ⠠⠠⠠ the ⠠⠠⠠⠠⠠? ⠠⠠⠠ ⠠⠠⠠⠠!



And that's half the alphabet .....

⠠⠠⠠⠠⠠⠠⠠⠠ ⠠⠠⠠⠠⠠ ⠠⠠⠠⠠⠠ ⠠⠠⠠⠠⠠ ⠠⠠⠠⠠⠠⠠  
 ⠠⠠⠠⠠⠠ ⠠⠠⠠⠠ ⠠⠠⠠⠠⠠⠠⠠ ⠠⠠⠠⠠⠠ ⠠⠠⠠⠠⠠⠠⠠ ⠠⠠⠠⠠⠠⠠⠠  
 ⠠⠠⠠⠠⠠⠠⠠⠠ ⠠⠠⠠⠠⠠⠠⠠⠠⠠⠠⠠⠠ ⠠⠠⠠⠠⠠ ⠠⠠⠠⠠⠠⠠⠠⠠ ⠠⠠⠠⠠⠠⠠⠠⠠  
 ⠠⠠⠠⠠ ⠠⠠⠠⠠⠠⠠⠠⠠ ⠠⠠⠠⠠⠠⠠⠠⠠⠠


## Numbers

Lastly, you need to know a few numbers.

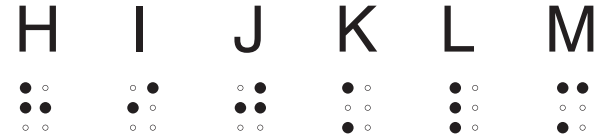

With the clever use of a number sign like this ⠠ in front of them, the letters A to J become numbers - like this:

1	2	3	4	5
⠠	⠠	⠠	⠠	⠠
6	7	8	9	0
⠠	⠠	⠠	⠠	⠠







You have learned these letters:




Now here are seven more:



9 Copy the dots which make up the letters:



10 Find the shops!



11 Take another good look at the new letters. Now try to remember them and fill them in the spaces below:



12 Wordsearch

Write these drinks in braille.



soda



beer



lager



tea



cola




port



Now find them in the box below, written across or down.  
Can you find one more drink in the box?

⠠⠠	⠠⠠	⠠⠠	⠠⠠	⠠⠠
⠠⠠	⠠⠠	⠠⠠	⠠⠠	⠠⠠
⠠⠠	⠠⠠	⠠⠠	⠠⠠	⠠⠠
⠠⠠	⠠⠠	⠠⠠	⠠⠠	⠠⠠
⠠⠠	⠠⠠	⠠⠠	⠠⠠	⠠⠠

23 And here's a funny story for you!









Braille produced for children usually shows which letters are capitals by putting a capital sign in front of them.

In this way, young braille users learn how to use capital letters themselves.

The sign to show a capital is like this:

The capital sign appears at the start of every sentence, at the beginning of names and wherever else you would find a capital letter in print.

**14** Read these words and find the odd one out!



Two more bits of punctuation . . .

In print, what people say is put in speech marks “like this.”

In braille, speech starts with this sign

and ends with this one

**21** Copy out this braille sentence, with punctuation.

“Women,” he said, “like sunbathing.”





Now for the last six letters. You have already learned these:

A B C D E F G  
⠠ ⠡ ⠢ ⠣ ⠤ ⠥ ⠦ ⠧

H I J K L M  
⠨ ⠩ ⠪ ⠫ ⠬ ⠭

N O P Q R S T  
⠠ ⠡ ⠢ ⠣ ⠤ ⠥ ⠦

Now here are the last six:

U V W X Y Z  
⠠ ⠡ ⠢ ⠣ ⠤ ⠥

16 Copy the dots which make up the letters:

U V W X Y Z  
⠠ ⠡ ⠢ ⠣ ⠤ ⠥

17 Write your first name here (with a capital sign):

⠠ ⠡ ⠢ ⠣ ⠤ ⠥ ⠦ ⠧ ⠨ ⠩ ⠪ ⠫ ⠬ ⠭ ⠮ ⠯ ⠰ ⠱ ⠲ ⠳ ⠴ ⠵ ⠶ ⠷ ⠸ ⠹ ⠺ ⠻ ⠼ ⠽ ⠾ ⠿

Write your child's name here:

⠠ ⠡ ⠢ ⠣ ⠤ ⠥ ⠦ ⠧ ⠨ ⠩ ⠪ ⠫ ⠬ ⠭ ⠮ ⠯ ⠰ ⠱ ⠲ ⠳ ⠴ ⠵ ⠶ ⠷ ⠸ ⠹ ⠺ ⠻ ⠼ ⠽ ⠾ ⠿

Where do you live?

⠠ ⠡ ⠢ ⠣ ⠤ ⠥ ⠦ ⠧ ⠨ ⠩ ⠪ ⠫ ⠬ ⠭ ⠮ ⠯ ⠰ ⠱ ⠲ ⠳ ⠴ ⠵ ⠶ ⠷ ⠸ ⠹ ⠺ ⠻ ⠼ ⠽ ⠾ ⠿

18 Circle your birthday month:



⠠ ⠡ ⠢ ⠣ ⠤ ⠥

⠠ ⠡ ⠢ ⠣ ⠤ ⠥

⠠ ⠡ ⠢ ⠣ ⠤ ⠥

⠠ ⠡ ⠢ ⠣ ⠤ ⠥

⠠ ⠡ ⠢ ⠣ ⠤ ⠥

⠠ ⠡ ⠢ ⠣ ⠤ ⠥

⠠ ⠡ ⠢ ⠣ ⠤ ⠥

⠠ ⠡ ⠢ ⠣ ⠤ ⠥

⠠ ⠡ ⠢ ⠣ ⠤ ⠥

⠠ ⠡ ⠢ ⠣ ⠤ ⠥

⠠ ⠡ ⠢ ⠣ ⠤ ⠥

⠠ ⠡ ⠢ ⠣ ⠤ ⠥